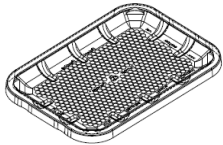
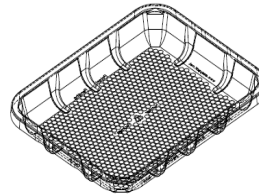


Meat Trays

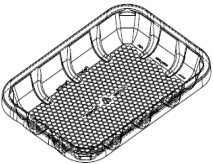
These rigid trays are lightweight, strong and incorporate an innovative honey-comb feature on the bottom to reduce the need for absorbent pads. They have a soft flange that will not tear stretch film but unlike foam trays they are made from 100% recycled plastic and are recyclable after use. Show your customers your commitment to the environment, health and food safety by making the switch today.



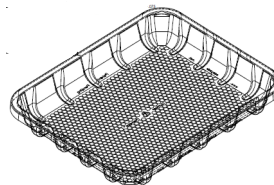
MT-2S-CL
Shallow Tray-Clear 8.25 x 5.75 x .5
300 Case 23 lbs
40 Pallet(10x4) Cube 1.8
4 sleeves / 100
19 x 9.25 x 18



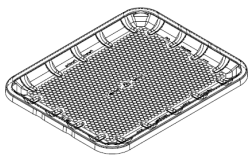
MT-8D-CL
Deep Tray – Clear 10.25 x 8.25 x 1.25
200 Case 26 lbs
36 Pallet (9x4) Cube 2.07
2 sleeves of 100
18.75 x 11 x 17.25



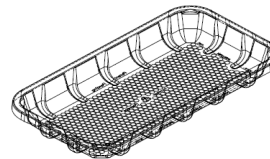
MT-2D-CL
Deep Tray – Clear 8.25 x 5.75 x 1
300 Case 23 lbs
40 Pallet(10x4) Cube 1.8
4 sleeves / 100
19 x 9.25 x 18



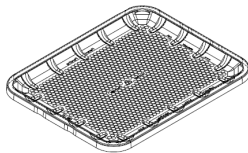
MT-10S-CL
Deep Tray – Clear 10.75 x 5.75 x .5
300 Case 28 lbs
32/ Pallet (8x4) Cube 2.16
3 sleeves of 100
18.25 x 11.5 x 18



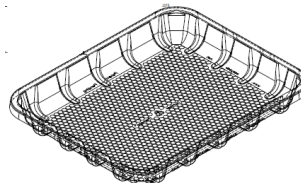
MT-4S-CL *Available Soon*
Shallow Tray – Clear 9.25 x 7.25 x .5
300 Case 28 lbs
32/ Pallet (8x4) Cube 2.4
3 sleeves of 100
18.75 x 10 x 22.25



MT-10D-CL
Deep Tray – Clear 10.75 x 5.75 x 1.25
300 Case 28 lbs
32/ Pallet (8x4) Cube 2.16
3 sleeves of 100
18.25 x 11.5 x 18



MT-4D-CL
Deep Tray – Clear 9.25 x 7.25 x 1.13
300 Case 31 lbs
32/ Pallet (8x4) Cube 2.46
3 sleeves of 100
18.75 x 10 x 22.25



MT-25S-CL
Family Pack Tray – Clear 14.75 x 8 x 1
200 Case 32 lbs
24/ Pallet (6x4) Cube 2.8
2 sleeves of 100
19.50 x 15.25 x 16.50